

LO-RES OUTLINED
DESIGNED BY ZUZANA LICKO



EMIGRE

LO-RES OUTLINED

DESIGNED BY ZUZANA LICKO

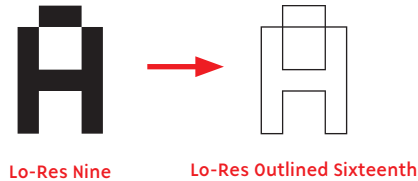
A single bit may seem insignificant – a lone pixel on a display screen, a single stitch in fabric – but arranged into bitmaps, as groups of pixels and through their underlying patterns, they can convey textures, shapes, shadows, and colors.

A single bit can be represented by a square on grid paper, a halftone dot in a photo, a loop of thread in fabric, a light emitting diode on a computer screen, a ceramic tile in a mosaic, to name a few. Each one carries its unique abilities to build and blend into something bigger. Our human perception is required to complete the process. Recognizing a smily face, or letterform created within an eight by eight grid, or perceiving the color yellow, blended from red and green light emitting diodes illuminated side by side, is some sort of magic, scientifically explainable, but not undoable by explanation.

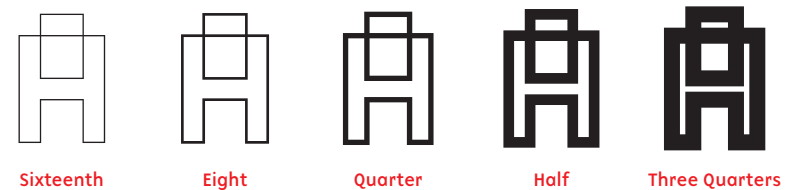
This is what fascinates me about the building blocks of images, and how a small adjustment can change our perception. And how an image that changes when transferred from one medium to another reveals insight about its structure.

The idea behind this series of fantasy bitmaps began simply enough. Starting with the structure of Lo-Res Nine, a typeface that goes back to the very start of my type design career in 1984, I applied a series of outlines of varying weights and styles in order to transcend the impermeability of the solid square bitmap as the smallest building block unit. The outlining accentuates and wraps the tenuous bonds that exist wherever the square pixels meet at the corners. The corners share exactly one point, the

LO-RES OUTLINED




square to be filled to either side, so the pixels never actually touch. But the connection is implied, and through their aliased, jagged, saw-toothed manifestations, we perceive the implied diagonals and curves from these bitmaps and conjure up the letterforms that they represent.

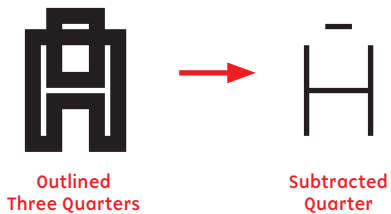


When the square pixels are outlined, an armature is created, which has properties of its own. It can appear solid, perforated, or overlapping. Starting out with a thin outline, equal in weight to one sixteenth of the pixel, I then doubled the outline weight in subsequent permutations, until reaching half of the pixel size. I held off doubling the half to a whole, because that would simply fill the inside shape. Instead, I made the next outline equal to three quarters of the pixel size, as this reveals a skeleton of one quarter of the pixel size inside the armature. The outlining measurement lends the style name to each font permutation.

LO-RES OUTLINED → SUBTRACTED

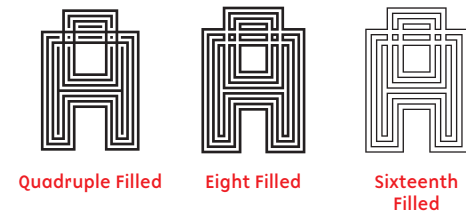
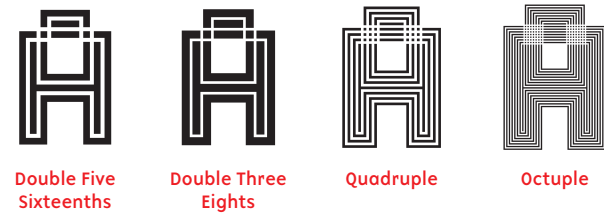
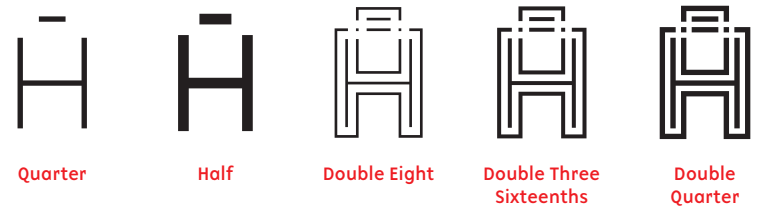


Applying a similar outlining logic, but with multiple outlines of equal weight, I started with a double outline, which made each line equal to one quarter of the pixel size. Then, doubling the number of outlines with each permutation, Quadruple was made from four outlines of one eighth of the pixel size, and Octuple from eight outlines of one sixteenth of the pixel size. A Solid Bold version was added to provide a solid background color for when letters are overlaid. Since they're all build on the same grid with the same internal structure, these letters can be overlaid to fill and complement each other in multiple variations as is demonstrated throughout this type specimen.



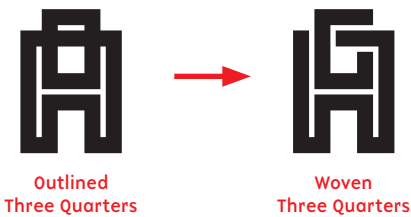
The next series of permutations was created with subtraction. I started by subtracting (deleting) the outside line from the three quarters single outlined version to reveal the one quarter skeleton, and continued applying the same process to the remaining Outlined fonts.

LO-RES SUBTRACTED

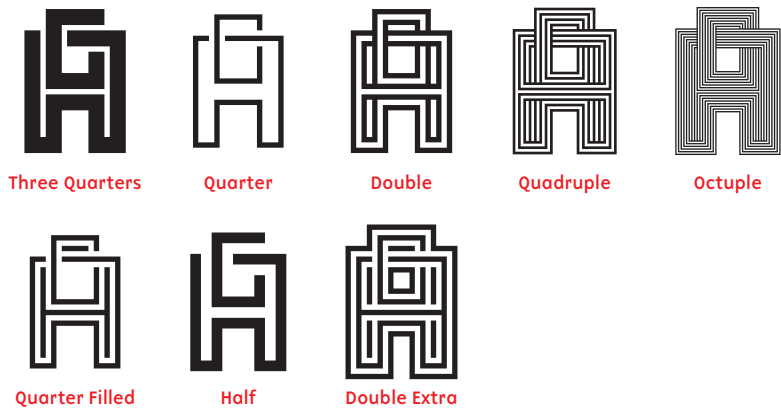


LO-RES WOVEN

Like all of the Lo-Res typefaces, these variants remain as bitmaps, though of a higher resolution, which makes them immediately applicable to weaving, embroidery, knitting, and other pixelated media that are built from a standardized unit or building block element. This is how the LoRes Woven fonts came to be.



By reimagining the outlined variants as woven structures, and by removing pixels to create the illusion of overlapping, the effect of weaving was conjured. This effect was applied to a selection of the Outlined fonts.





EMIGRE

6

LO-RES WOVEN MAZE

The Maze designs take their playfulness into the world of patterns with their abstracted letterforms, allowing the letters, when set without line spacing, to create dense patterns filling a square grid.



EMIGRE

7

LO-RES OUTLINED
SIXTEENTH | THREE QUARTERS

A B C D E F G H I J K L M
N O P Q R S T U V W X Y Z
a b c d e f g h i j k l m n
o p q r s t u v w x y z
0 1 2 3 4 5 6 7 8 9 0

A B C D E F G H I J K L M
N O P Q R S T U V W X Y Z
a b c d e f g h i j k l m n
o p q r s t u v w x y z
0 1 2 3 4 5 6 7 8 9 0

LO-RES OUTLINED
DOUBLE | OCTUPLE

A B C D E F G H I J K L M
N O P Q R S T U V W X Y Z
a b c d e f g h i j k l m n
o p q r s t u v w x y z
0 1 2 3 4 5 6 7 8 9 0

A B C D E F G H I J K L M
N O P Q R S T U V W X Y Z
a b c d e f g h i j k l m n
o p q r s t u v w x y z
0 1 2 3 4 5 6 7 8 9 0

LO-RES SUBTRACTED
QUARTER | DOUBLE QUARTER

A B C D E F G H I J K L M
N O P Q R S T U V W X Y Z
a b c d e f g h i j k l m n
o p q r s t u v w x y z
0 1 2 3 4 5 6 7 8 9 0

A B C D E F G H I J K L M
N O P Q R S T U V W X Y Z
a b c d e f g h i j k l m n
o p q r s t u v w x y z
0 1 2 3 4 5 6 7 8 9 0

LO-RES SUBTRACTED
DOUBLE FIVE SIXTEENTHS | OCTUPLE

A B C D E F G H I J K L M
N O P Q R S T U V W X Y Z
a b c d e f g h i j k l m n
o p q r s t u v w x y z
0 1 2 3 4 5 6 7 8 9 0

A B C D E F G H I J K L M
N O P Q R S T U V W X Y Z
a b c d e f g h i j k l m n
o p q r s t u v w x y z
0 1 2 3 4 5 6 7 8 9 0

LO-RES SUBTRACTED

QUADRUPLE FILLED | SIXTEENTH FILLED

A B C D E F G H I J K L M
N O P Q R S T U V W X Y Z
a b c d e f g h i j k l m n
o p q r s t u v w x y z
0 1 2 3 4 5 6 7 8 9 0

A B C D E F G H I J K L M
N O P Q R S T U V W X Y Z
a b c d e f g h i j k l m n
o p q r s t u v w x y z
0 1 2 3 4 5 6 7 8 9 0

LO-RES WOVEN

EIGHT | QUADRUPLE

A B C D E F G H I J K L M
N O P Q R S T U V W X Y Z
a b c d e f g h i j k l m n
o p q r s t u v w x y z
0 1 2 3 4 5 6 7 8 9 0

A B C D E F G H I J K L M
N O P Q R S T U V W X Y Z
a b c d e f g h i j k l m n
o p q r s t u v w x y z
0 1 2 3 4 5 6 7 8 9 0

LO-RES WOVEN

QUARTER FILLED | DOUBLE EXTRA

A B C D E F G H I J K L M
N O P Q R S T U V W X Y Z
a b c d e f g h i j k l m n
o p q r s t u v w x y z
0 1 2 3 4 5 6 7 8 9

A B C D E F G H I J K L M
N O P Q R S T U V W X Y Z
a b c d e f g h i j k l m n
o p q r s t u v w x y z
0 1 2 3 4 5 6 7 8 9

LO-RES WOVEN

MAZE | DOUBLE MAZE


A B C D E F G H I J K L M
N O P Q R S T U V W X Y Z
a b c d e f g h i j k l m n
o p q r s t u v w x y z
0 1 2 3 4 5 6 7 8 9

A B C D E F G H I J K L M
N O P Q R S T U V W X Y Z
a b c d e f g h i j k l m n
o p q r s t u v w x y z
0 1 2 3 4 5 6 7 8 9

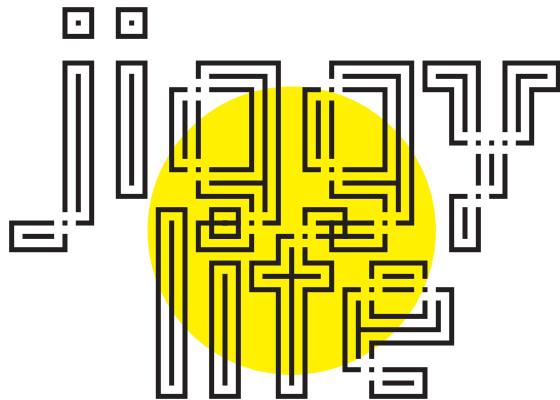
For a showing of the complete character sets of all Lo-Res Outlined fonts, please go to:
<https://www.emigre.com/Fonts/Lo-Res-Outlined>

LO-RES OUTLINED OVERLAPPING

To have ascenders and descenders perfectly touch or overlap when setting multiple lines of text, use leading in 5% increments of the point size. For example, 100 point type can have leading set to 95, 90, 85, etc. This rule applies to all Outline, Subtracted and Woven fonts.



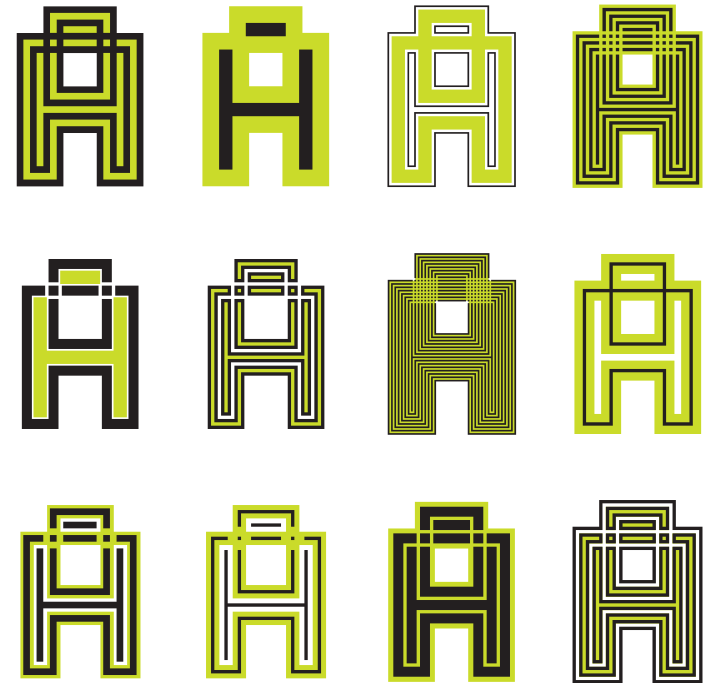
Lo-Res Subtracted
Double Three Sixteenths
100/90 point.



Lo-Res Subtracted
Double Three Sixteenths
100/75 point.

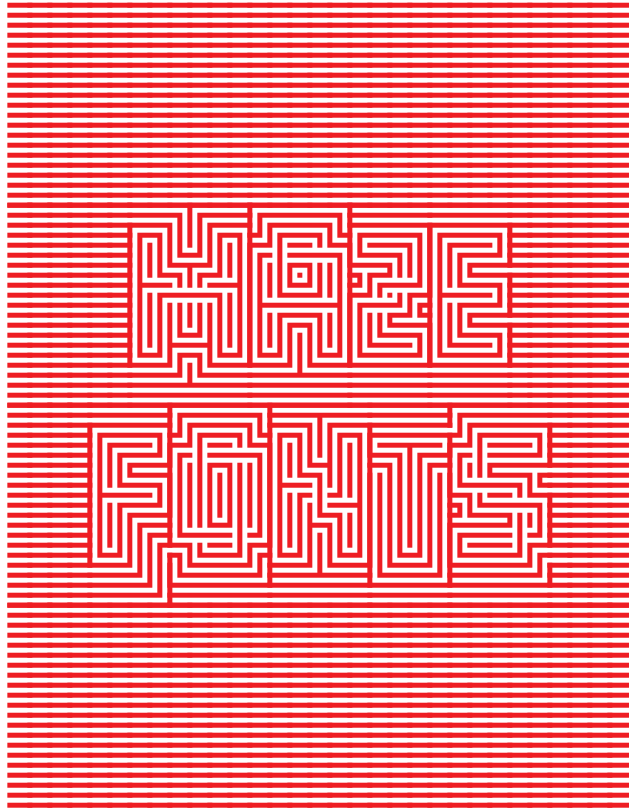
LO-RES OUTLINED COMBINATIONS

Each capital A shown on this page is made by combining and overlaying two different fonts, selected from the Lo-Res Outlined and Lo-Res Subtracted families, using black and one color. The possibilities when adding additional font layers and colors are endless, as shown on the following pages.




LO-RES WOVEN | MAZE

To create a solid block in the Maze fonts, use the underscore character to extend the background in single unit increments. To preserve the background pattern, always make the line spacing equal to the point size. Do not justify or track the Maze fonts.




Lo-Res Woven
Double Maze
75/75 point.


LO-RES SUBTRACTED GALLERY



**LO-RES OUTLINED | SUBTRACTED
GALLERY**




Subtracted Double Three Eights / Outlined Solid Bold




Subtracted Double Quarter / Subtracted Octuple

**LO-RES OUTLINED | SUBTRACTED
GALLERY**




Subtracted Double Eight / Subtracted Double Three Eights / Outlined Solid Bold




Subtracted Double Three Eights / Outlined Solid Bold

LO-RES OUTLINED | SUBTRACTED
GALLERY



Wishes

Outlined Half / Outlined Solid Bold



GOODBYE


Subtracted Double Eight / Outlined Octuple

LO-RES OUTLINED | SUBTRACTED
GALLERY



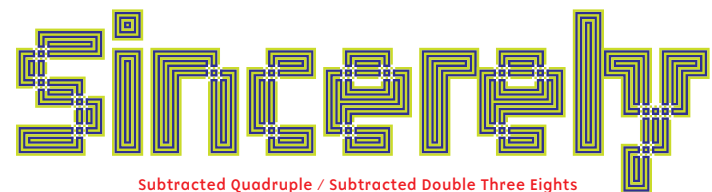
HAPPY TRAILS

Subtracted Double Eight / Outlined Solid Bold



Let's winch


Outlined Double / Subtracted Sixteenth Filled / Outlined Solid Bold



sincerely

Subtracted Quadruple / Subtracted Double Three Eights

LO-RES OUTLINED | SUBTRACTED | WOVEN
GALLERY



Subtracted Quadruple




Woven Three Quarters



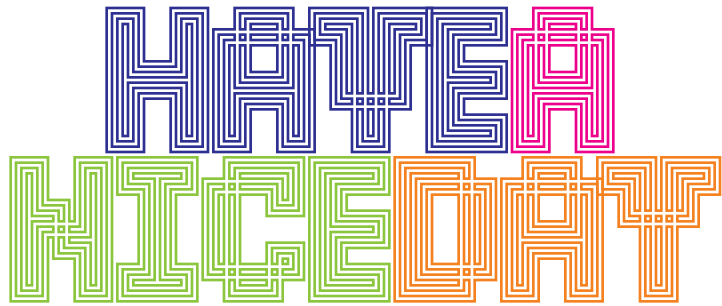
Outlined Three Quarters

LO-RES OUTLINED
GALLERY




Outlined Quadruple

LO-RES SUBTRACTED | WOVEN
GALLERY




Subtracted Eight Filled




Subtracted Quadruple Filled / Woven Double Extra

LO-RES SUBTRACTED | WOVEN
GALLERY



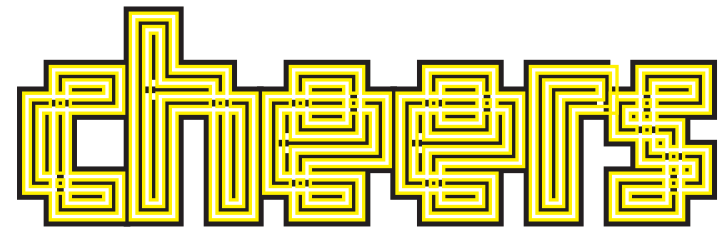
Woven Double Extra



Woven Double / Woven Double Extra



Woven Half / Woven Double Extra




Subtracted Eight Filled / Woven Double Extra

**LO-RES WOVEN
GALLERY**




Woven Three Quarters

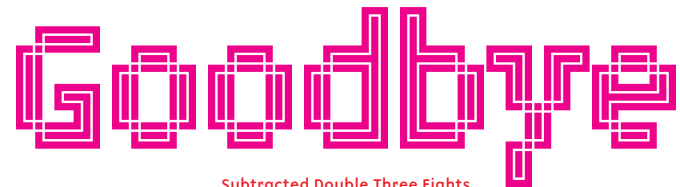
**LO-RES OUTLINED | WOVEN | MAZE | SUBTRACTED
GALLERY**



Woven Double Extra / Solid Bold




Woven Double Maze




Subtracted Double Three Eights

**LO-RES OUTLINED
PATTERNS**



**LO-RES OUTLINED
PATTERNS**



LO-RES OUTLINED | SUBTRACTED | WOVEN GALLERY

sincerely

Subtracted Quadruple / Subtracted Double Three Eights

heslo

Woven Half / Woven Quadruple

heslo

Outlined Sixteenth / Woven Three Quarters

WWW.EMIGRE.COM

EMIGRE TYPE CATALOGS

To receive Emigre type specimens by mail for free go to: emigre.com/TypeSpecimens
Printed copies of Emigre's past type specimens are available for sale, and for free as downloadable PDF files at: emigre.com/TypeSpecimens

EMIGRE MAGAZINE

Browse all pages of the full run of *Emigre* magazine in high resolution at Letterform Archive: oa.letterformarchive.org
Issues No. 64 - 69 are available for free as downloadable PDF files at: emigre.com/Magazine/PDF

EMIGRE APP

View and read all pages of the entire collection of Emigre Fonts type specimens, and all issues of *Emigre* magazine, in this easy-to-use app made for graphic designers and type aficionados alike. Download for free from the Apple Store at: emigre.com/App



MAILING LIST

Help us keep our email and mailing lists up to date. You can change your email address, or take yourself off our mailing list at: emigre.com/MyAccount

Emigre
1700 Shattuck Ave., #307
Berkeley, CA 94709
U.S.A.
info@emigre.com

